


Finding My Course Pages

1. Open a browser.
2. Go to <https://publish.gwinnett.k12.ga.us> and then select My eCLASS
3. Enter username and password.
4. Click **Sign In**.
5. You are now in the Student Portal.



Sign in to **GCPS**

Employee Portal & MY eCLASS Student Portal


 USER ID

 PASSWORD


SIGN IN 

Notice:


Digital Textbooks
Not all books are listed here. Contact your teacher for other digital access.




Eastern World



Health Grade 7



Life Science



Math Grade 7 Standard


These are Student Textbooks

Additional Resources


Search as you type...

- Classworks
- Maps 101
- World Atlas


MY eCLASS APPS GRADES




Media Catalog



Online Research Library
Passwords



Assessment



MY eCLASS Course Pages

Course Pages

6. To get to your teacher's pages, click on **MY eCLASS Course pages**.
7. You are now on the school's landing page. This is NOT your teacher's course page.



MY eCLASS Course Pages

Hint: Look at News and Calendar for Important School Information.



There are two different ways to access your teacher's course pages:

Option 1:

8. Scroll down on the page until you see **My Courses** list.
9. This is the current list of your courses. Click on the teacher's name to open the course.

My Courses ▾



2018 HOMEROOM



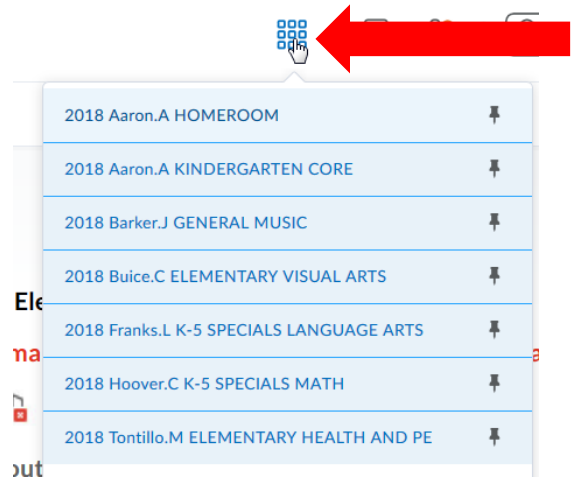
2018 KINDERGARTEN CORE



2018 GENERAL MUSIC

Option 2:

10. You also can find courses listed at the top of your website. Click on the "waffle" icon at the top of your page.



11. Click on your teacher's name to open.

12. You are now in your Teacher's Course Page!